




NORTH CAROLINA

Department of Transportation



March 16, 2017

2017 NCDOT Contract Administration Workshop

Lamar Sylvester, PE
State Construction Engineer

Project Delivery



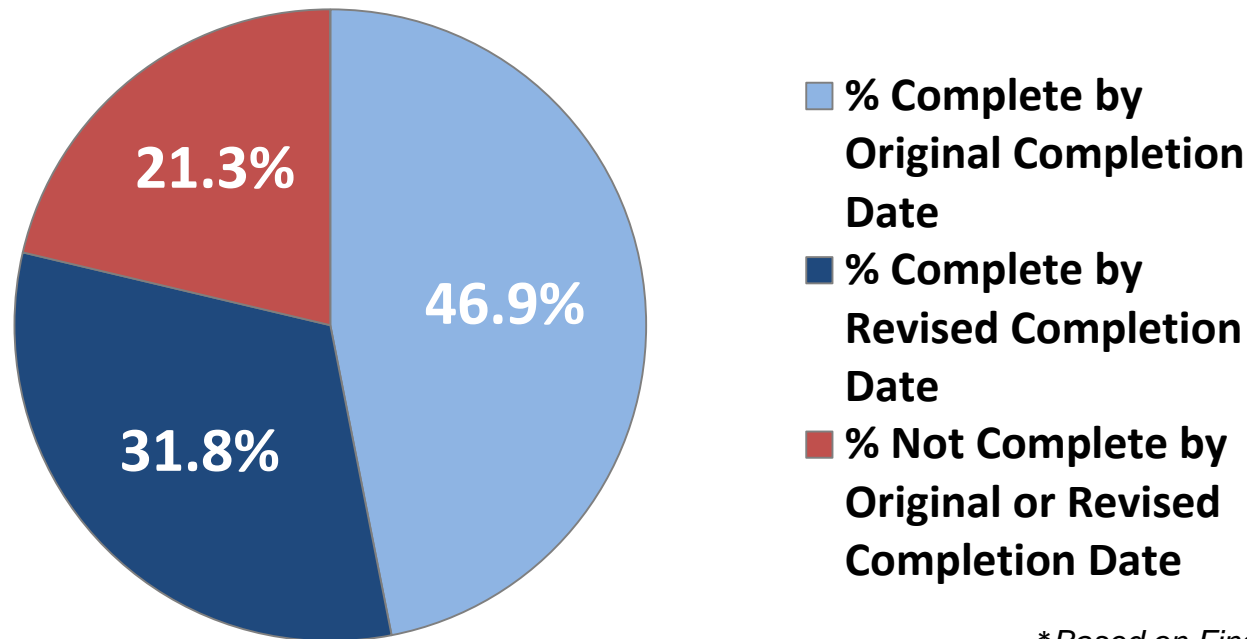
Project Delivery Expectations

- Safety
- On Schedule
- Teamwork
- Timely Issue Resolution
- Budget Conscious



Project Delivery – All Projects Calendar Years 2012 – 2016

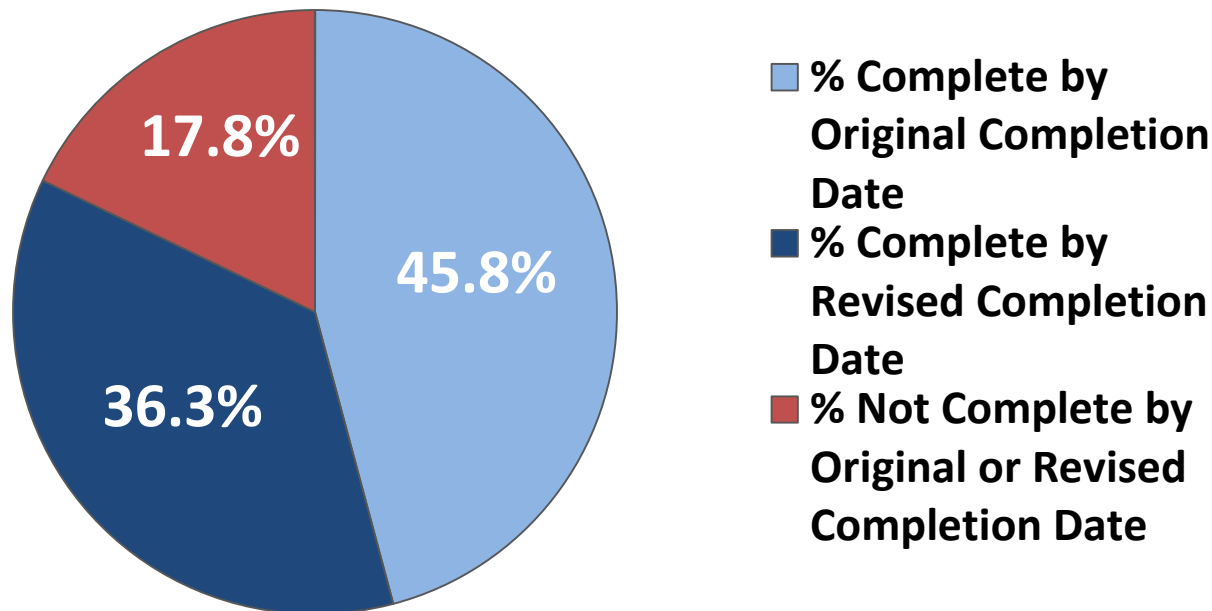
- Total Number of Projects = 2,918
- Projects Completed by the Original Completion Date = 1,369
- Projects Completed by the Revised Completion Date = 928
- Projects Not Completed by the Original or Revised Completion Date = 621



**Based on Final Estimates Paid*

Project Delivery – All Projects Calendar Year 2016

- Total Number of Projects = 622
- Projects Completed by the Original Completion Date = 285
- Projects Completed by the Revised Completion Date = 226
- Projects Not Completed by the Original or Revised Completion Date = 111



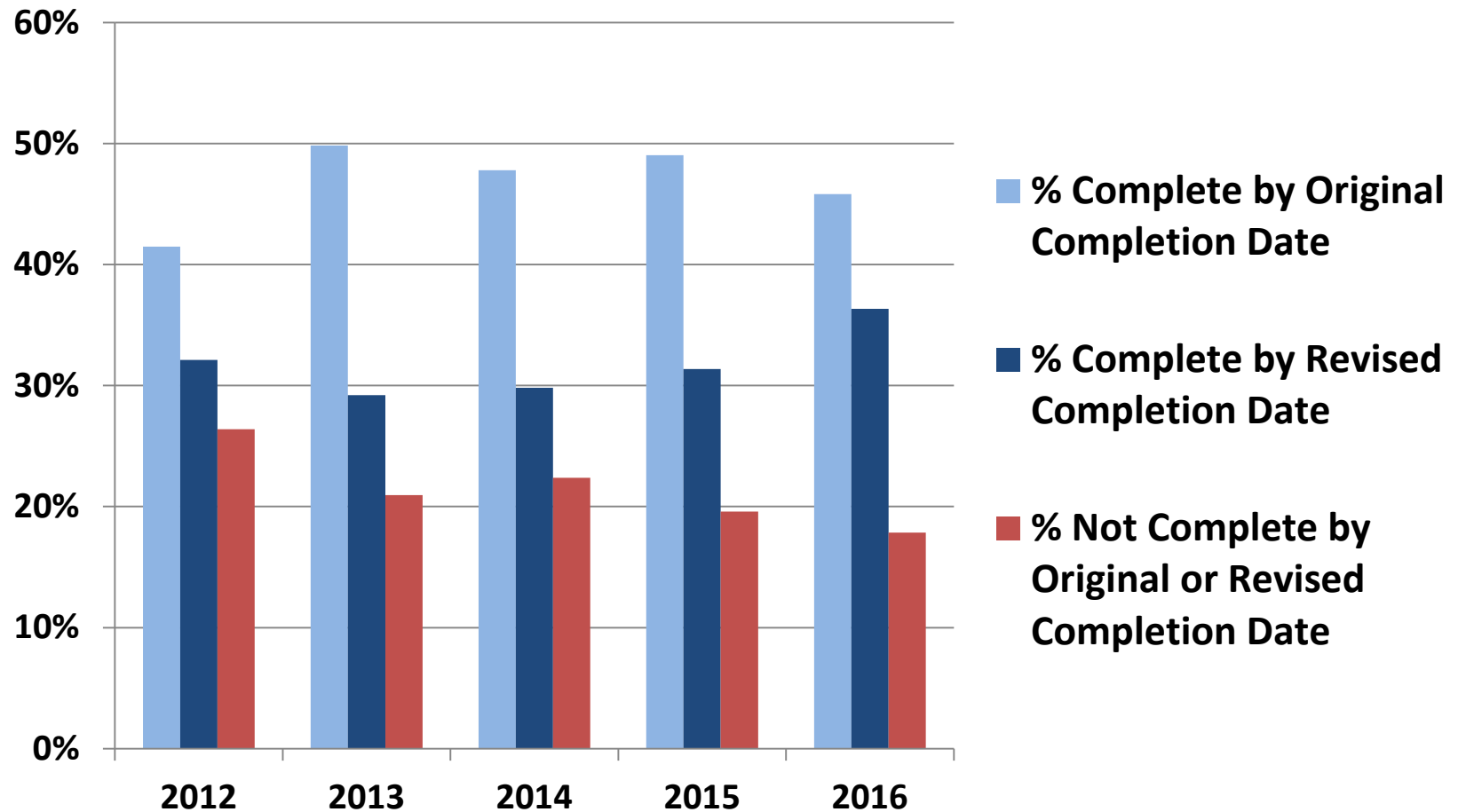
**Based on Final Estimates Paid*

Project Delivery – All Projects

2012 - 2016

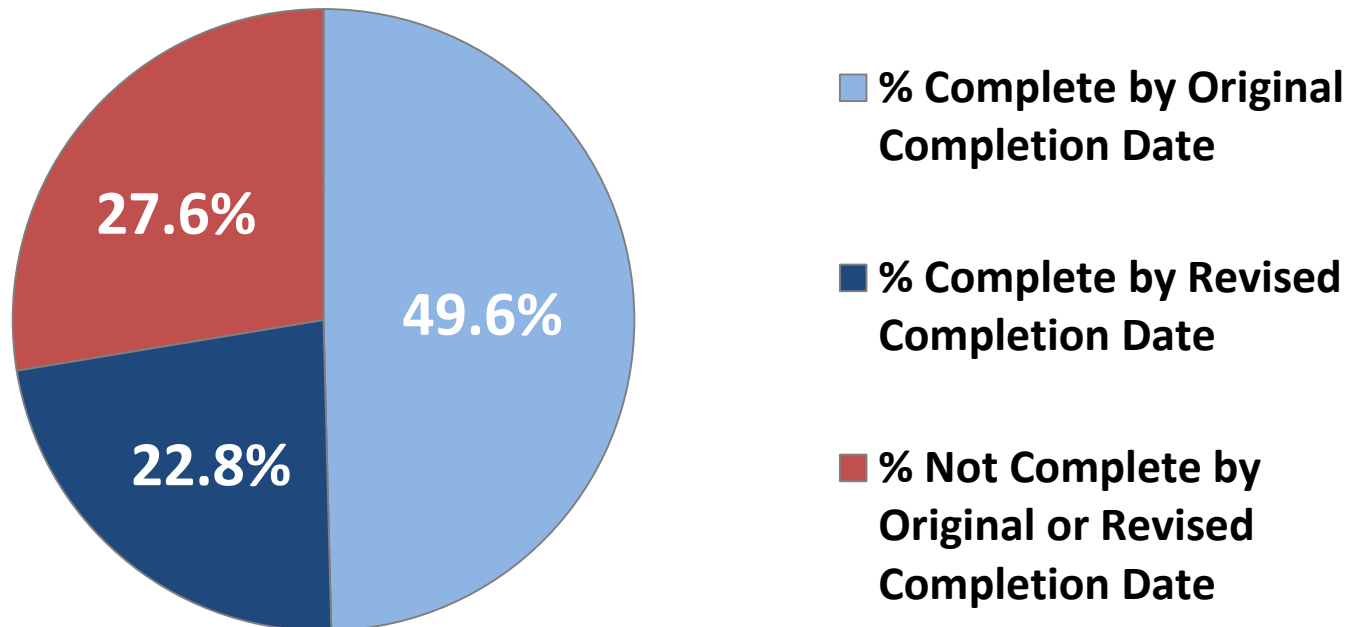
Calendar Year	Total No. Projects	Complete by Contract Completion Date	Complete by Revised Completion Date	Not Complete by Contract Completion Date or Revised Completion Date
2012	523	217 (41.5%)	168 (32.1%)	138 (26.4%)
2013	606	302 (49.8%)	177 (29.2%)	127 (21.0%)
2014	590	282 (47.8%)	176 (29.8%)	132 (22.4%)
2015	577	283 (49.0%)	181 (31.4%)	113 (19.6%)
2016	622	285 (45.8%)	226 (36.3%)	111 (17.8%)

Project Delivery – All Projects Calendar Years 2012 - 2016



Project Delivery – Resurfacing Projects Calendar Years 2012 – 2016

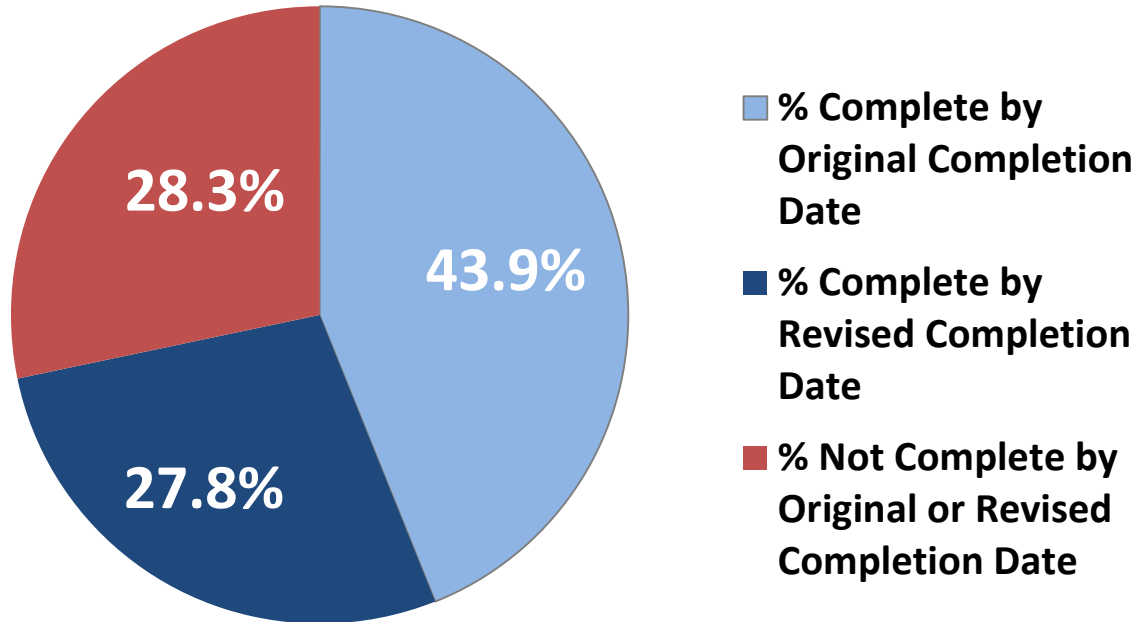
- Total Number of Projects = 928
- Projects Completed by the Original Completion Date = 460
- Projects Completed by the Revised Completion Date = 212
- Projects Not Completed by the Original or Revised Completion Date = 256



**Based on Final Estimates Paid*

Project Delivery – Resurfacing Projects Calendar Year 2016

- Total Number of Projects = 223
- Projects Completed by the Original Completion Date = 98
- Projects Completed by the Revised Completion Date = 62
- Projects Not Completed by the Original or Revised Completion Date = 63

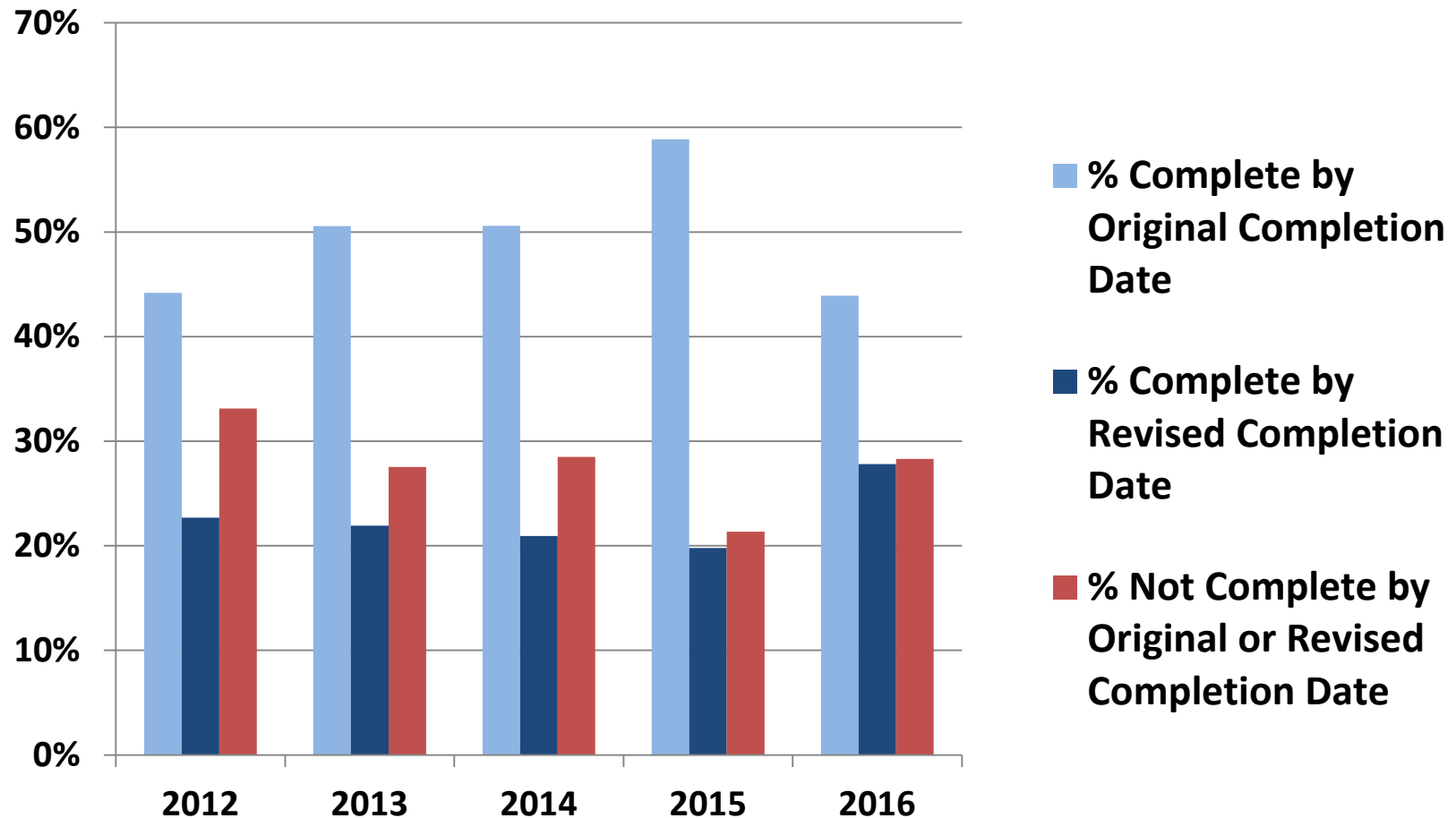


**Based on Final Estimates Paid*

Project Delivery – Resurfacing Projects 2012 – 2016

Calendar Year	Total No. of Projects	Complete by Contract Completion Date	Complete by Revised Completion Date	Not Complete by Contract or Revised Completion Date
2012	163	72 (44.2%)	37 (22.7%)	54 (33.1%)
2013	178	90 (50.6%)	39 (21.9%)	49 (27.5%)
2014	172	87 (50.6%)	36 (20.9%)	49 (28.5%)
2015	192	113 (58.9%)	38 (19.8%)	41 (21.4%)
2016	223	98 (43.9%)	62 (27.8%)	63 (28.3%)

Project Delivery – Resurfacing Projects 2012 – 2016



Questions?